



 **insightsutras**
Data To Decisions

PANEL BOOK

2026-2027

Cocreating Success Together

WHO ARE WE?

- Founded by market research veterans with 150+ years combined global experience in data analytics and outsourcing solutions.
- World-class services offering superior cost, time, and quality advantages for projects of any duration.
- Driven by accountability, agility, transparency, integrity, and trustworthiness in every engagement.
- Utilizing cutting-edge digital tools and technology for best-in-class service delivery.
- Co-creating client success as steadfast partners,



Our Mission

To be your Preferred Partner seeking transformative data analytics, market research, and panel solutions, accelerating your growth through operational excellence and strategic insights.

WHAT WE DO: OUR CORE SERVICES

- Insights to support Decision Making & Partnership in Chartering your Growth Strategy
- Technology Aided Research Analysis
- Quick Data Services
- Industry Insights
- Strategic Consulting
- Actionable Market Intelligence Service
- White Papers
- Market Research Consulting



**Panel
Management &
Maintenance**



**Custom Panel
Recruitment**



**Quality
Assurance &
Validation**



**Global & Local
Reach**



WHAT SETS US APART



Global Expertise with Hyperlocal Precision

International insights grounded in local market knowledge for smarter, faster decisions.

AI-Powered Intelligence Platform

AI-enabled sampling, fraud detection, and de-duplication ensure clean data.

Purpose-Built Panels & Custom Recruitment

Proprietary and on-demand micro-panels tailored to niche demographics hard-to-reach B2B.

Partner Mindset, Not Just a Vendor


Co-create action plans and strategies with our clients.

60+ COUNTRIES - WITH LOCAL LANGUAGE SUPPORT

HYBRID METHODOLOGY




Online



Mobile



CATI



F2F

insightsutras
Data To Decisions

Total Active Panelists
12.6M+

B2B Professionals
3.8M+

Average Response Rate
28%


Panel Demographics

AMERICAS





EDUCATION



55%

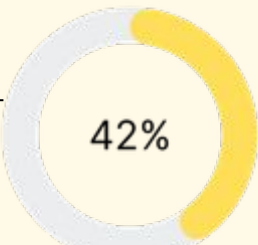


45%

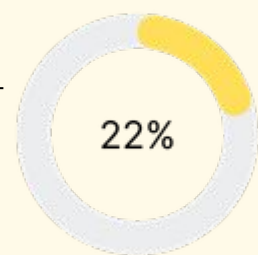
INCOME



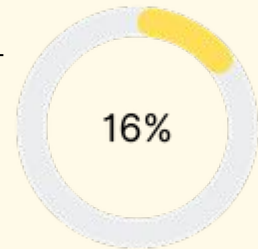
<150K (ARS)



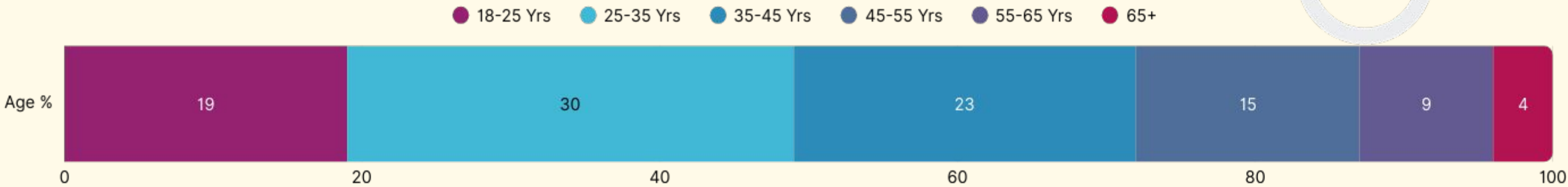
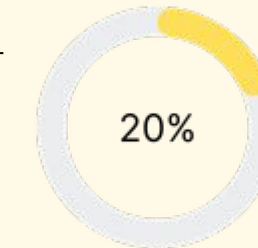
150-500K





500-900K


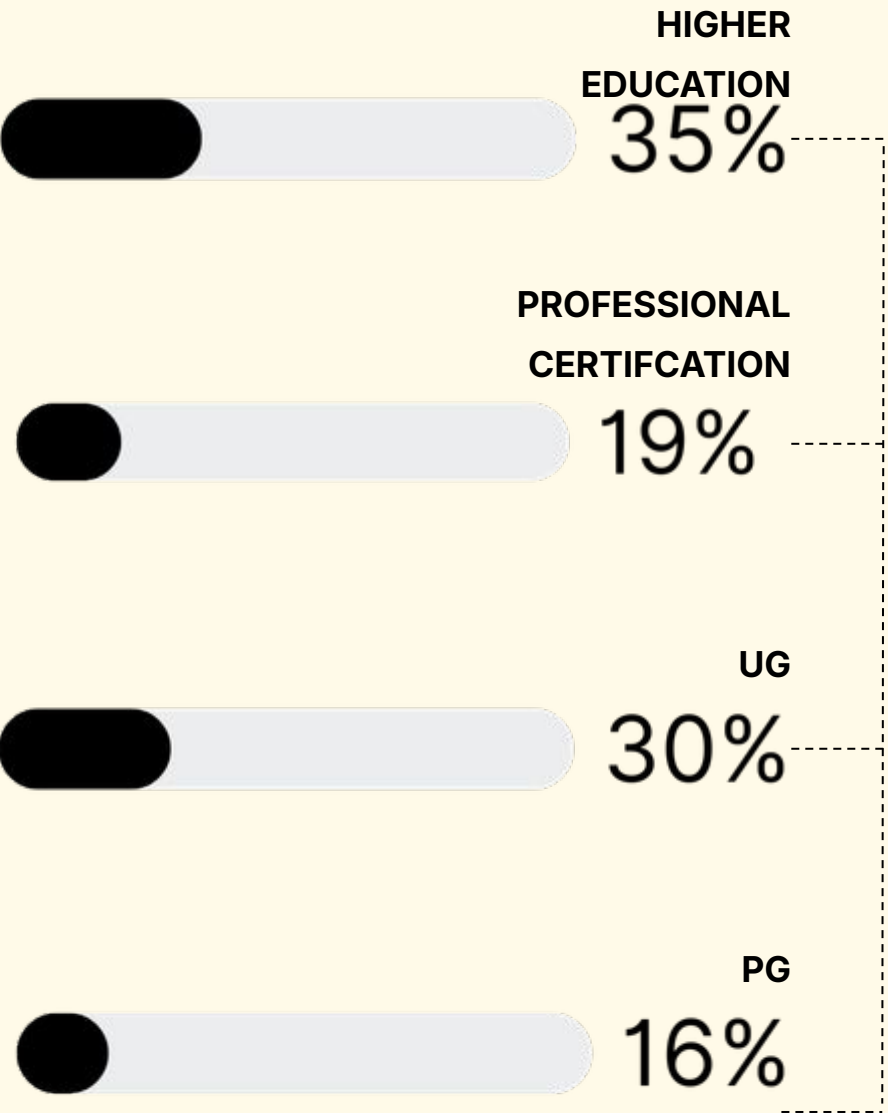


ABOVE 900K





EDUCATION

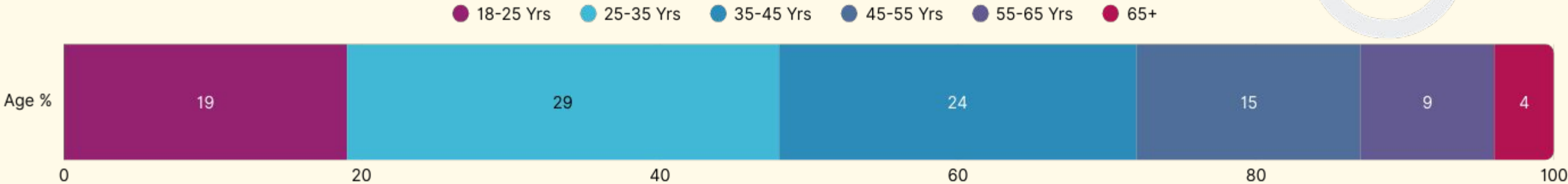
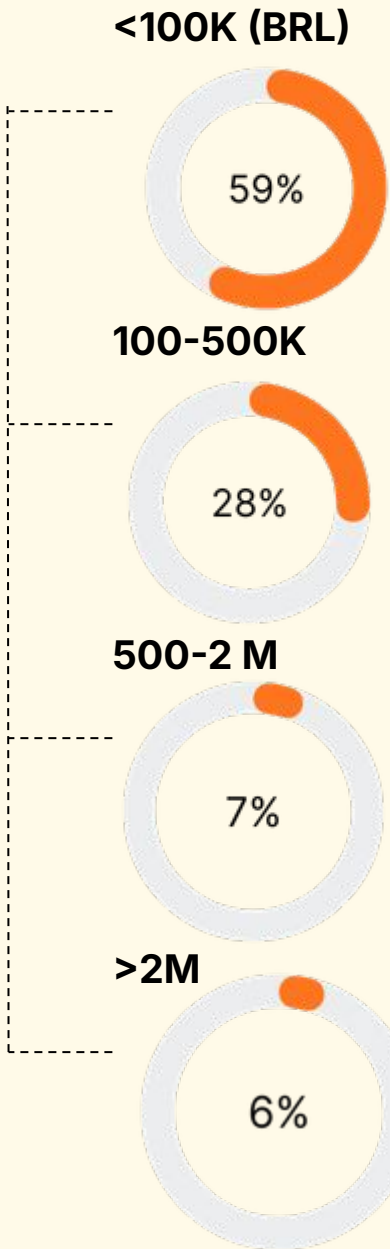




40%



60%

INCOME






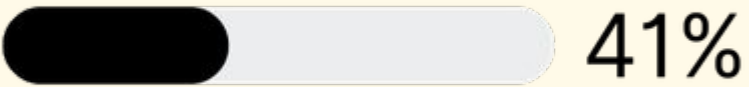
EDUCATION




HIGHER
EDUCATION




PROFESSIONAL
CERTIFICATION



UG



PG



43%



57%

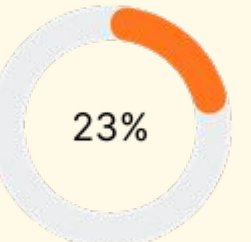
INCOME



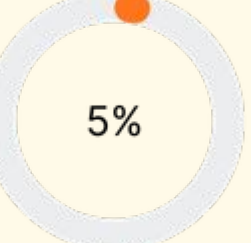
<100K (CAD)



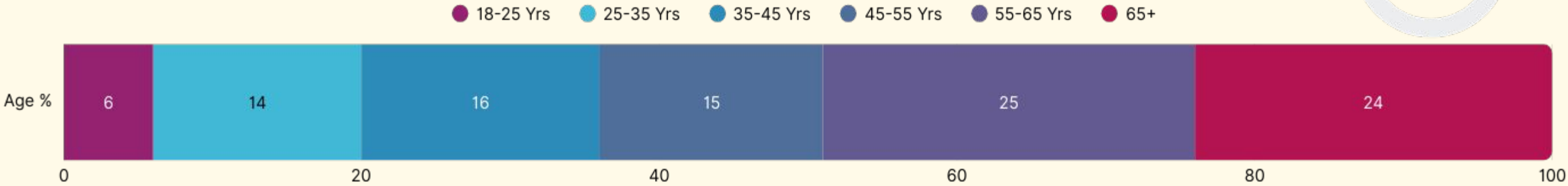
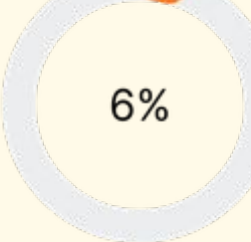
150-250K





250-1M



>1M





EDUCATION



HIGHER
EDUCATION

17%

PROFESSIONAL
CERTIFICATION

13%

UG

53%

PG

17%

INCOME



<9M (CLP)

49%

9-18M


29%

18-36M

14%

>36M

8%




55%



45%

18-25 Yrs 25-35 Yrs 35-45 Yrs 45-55 Yrs 55-65 Yrs 65+

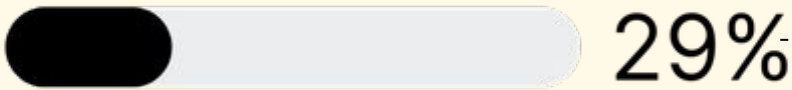





EDUCATION




HIGHER
EDUCATION




PROFESSIONAL
CERTIFICATION



UG



PG



47%

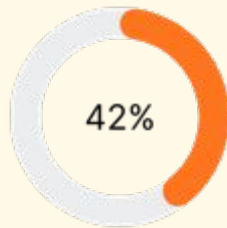


53%

INCOME



<3.5M (COP)



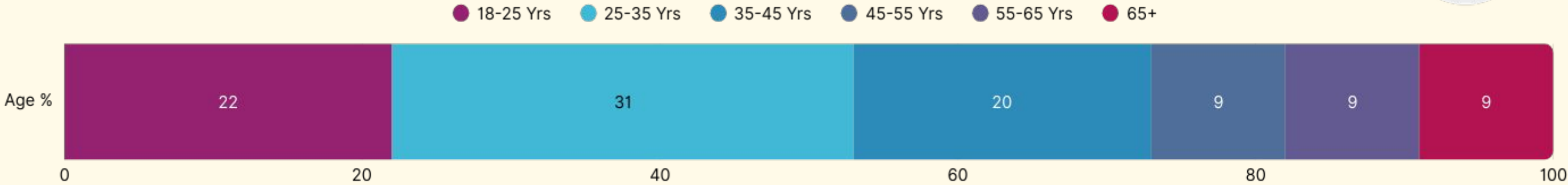
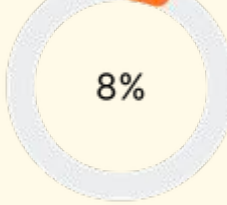
3.5-15M





15-60M



>60M

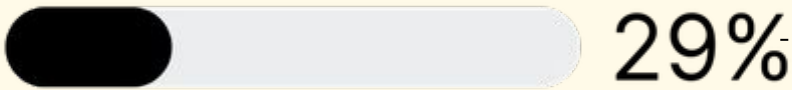





EDUCATION




HIGHER
EDUCATION




PROFESSIONAL
CERTIFICATION



UG



PG



43%



57%

INCOME



<50K (MXN)




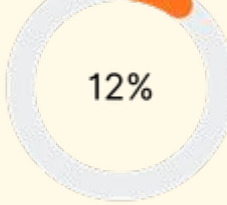
50-150K




150-500K



>500K




UNITED STATES OF AMERICA



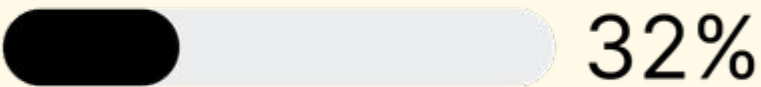
EDUCATION




HIGHER EDUCATION





PROFESSIONAL CERTIFICATION



UG



PG



43%



57%

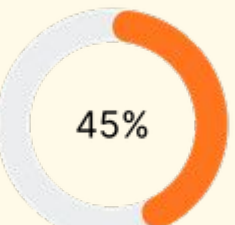
INCOME




<50K (USD)



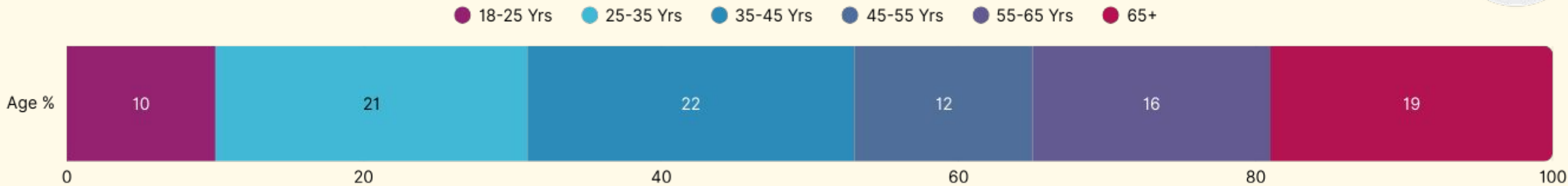
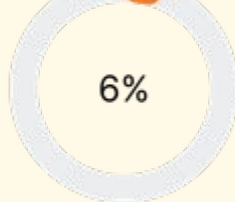
50-150K



150-500K





>500K



Panel Demographics

EMEA






EDUCATION




HIGHER
EDUCATION





PROFESSIONAL
CERTIFICATION



UG



PG



47%



53%

INCOME



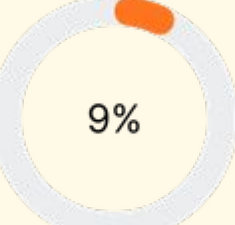
<50K (EUR)



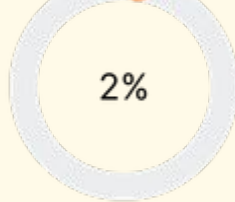
50-120K



120-200K



>200K



18-25 Yrs 25-35 Yrs 35-45 Yrs 45-55 Yrs 55-65 Yrs 65+

Age %



0

20

40

60

80

100

BELGIUM

EDUCATION



HIGHER
EDUCATION

45%

PROFESSIONAL
CERTIFICATION


24%

UG

18%

PG

13%



50%



50%

INCOME



<50K (EUR)

69%

50-100K

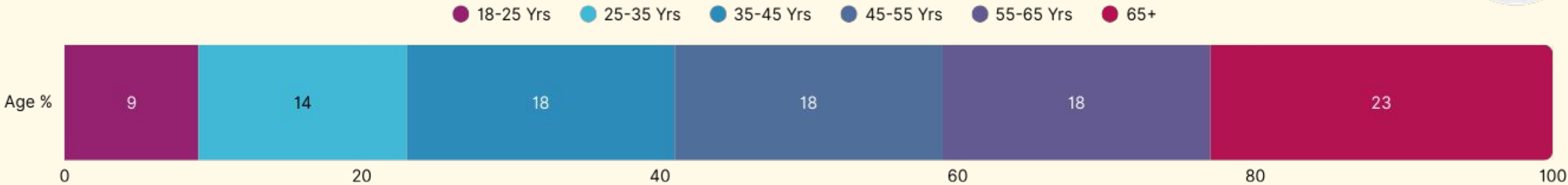
19%

100-200K

7%

>200K


5%



EDUCATION




HIGHER
EDUCATION




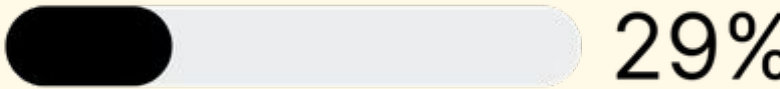
PROFESSIONAL
CERTIFICATION



UG



PG



45%



55%

INCOME



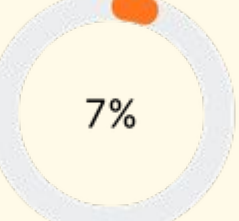
<5K (BGN)





5-20K



20-50K



>50K



CZECH REPUBLIC


EDUCATION




HIGHER
EDUCATION





PROFESSIONAL
CERTIFICATION



UG



PG



40%

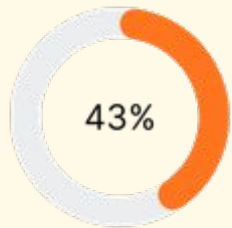


60%

INCOME



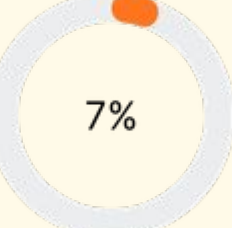
<350K (CZK)




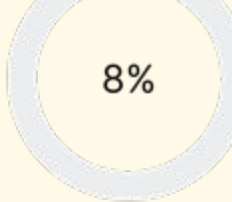
350-500K




500-1M



>1M






EDUCATION



HIGHER
EDUCATION





PROFESSIONAL
CERTIFICATION



UG



PG



55%



45%

INCOME



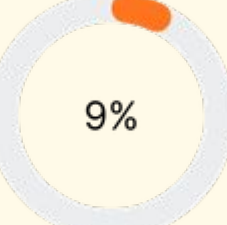
<500K (DKK)



500-800K



800-1M

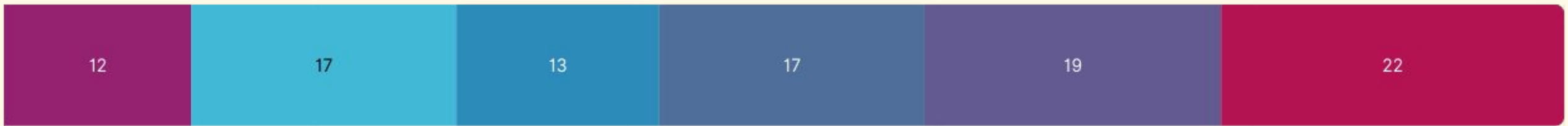


>1M



18-25 Yrs 25-35 Yrs 35-45 Yrs 45-55 Yrs 55-65 Yrs 65+

Age %



0



20

40

60

80

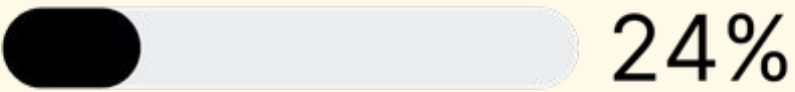
100




EDUCATION



HIGHER
EDUCATION




PROFESSIONAL
CERTIFICATION



UG



PG



44%

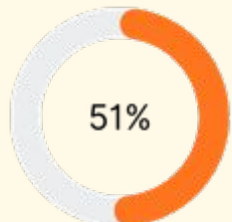


56%

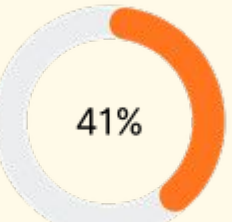
INCOME



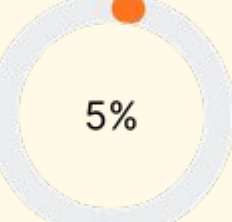
<50K(EUR)



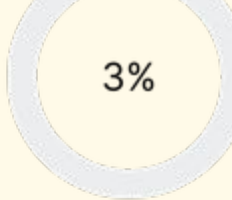
50-100K



100-500K



>500K



18-25 Yrs 25-35 Yrs 35-45 Yrs 45-55 Yrs 55-65 Yrs 65+

Age %



0



20

40

60

80


100




EDUCATION



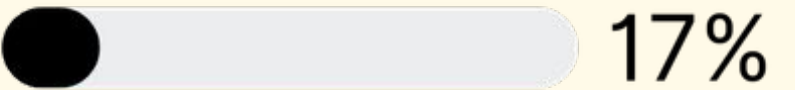
HIGHER
EDUCATION





PROFESSIONAL
CERTIFICATION



UG



PG



65%



35%

INCOME



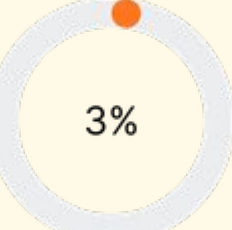
<50K (EUR)



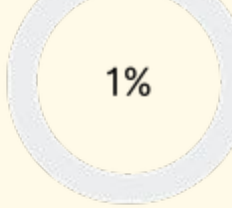
50-200K



200-500K



>500K



18-25 Yrs 25-35 Yrs 35-45 Yrs 45-55 Yrs 55-65 Yrs 65+

Age %



0



20

40

60

80

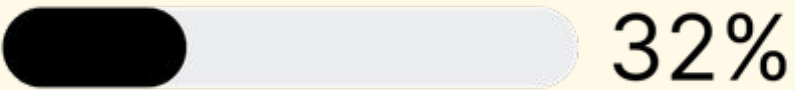
100



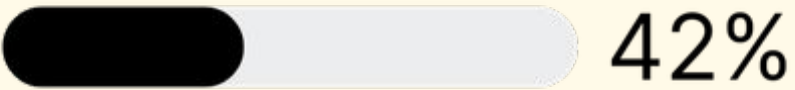
EDUCATION



HIGHER
EDUCATION




PROFESSIONAL
CERTIFICATION



UG



PG



50%



50%

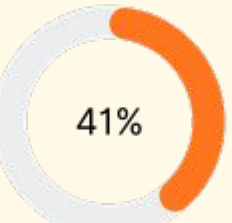
INCOME



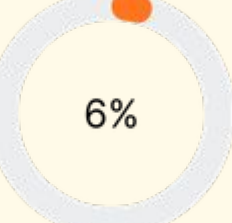
<50K (EUR)



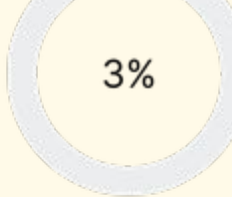
50-100K



100-500K



>500K





18-25 Yrs 25-35 Yrs 35-45 Yrs 45-55 Yrs 55-65 Yrs 65+

Age %



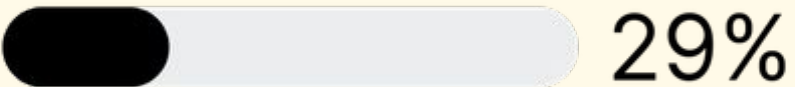
0 20 40 60 80 100




EDUCATION



HIGHER
EDUCATION





PROFESSIONAL
CERTIFICATION



UG



PG



42%



58%

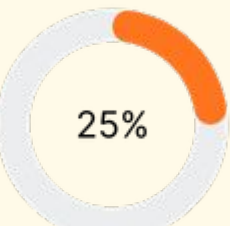
INCOME



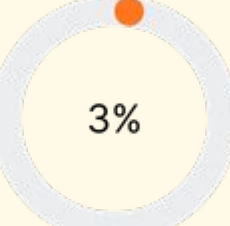
<20K EUR



20-100K



100-200K






>200K



18-25 Yrs 25-35 Yrs 35-45 Yrs 45-55 Yrs 55-65 Yrs 65+

Age %





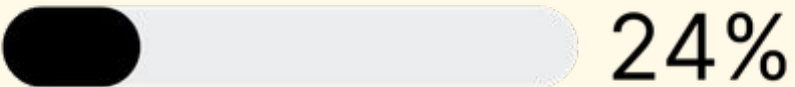
EDUCATION



HIGHER
EDUCATION





PROFESSIONAL
CERTIFICATION



UG



PG



44%



56%

INCOME



<900K (HUF)



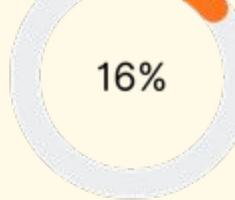
900-3M



3-5M



>5M



18-25 Yrs 25-35 Yrs 35-45 Yrs 45-55 Yrs 55-65 Yrs 65+

Age %



0



20

40

60

80

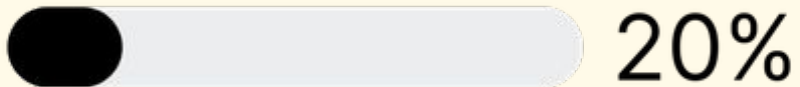
100




EDUCATION




HIGHER
EDUCATION





PROFESSIONAL
CERTIFICATION



UG



PG



36%



64%

INCOME



<50K (EUR)



50-100K



100-500K

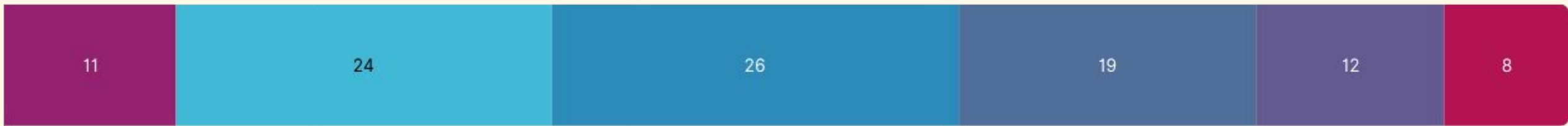


>500K



18-25 Yrs 25-35 Yrs 35-45 Yrs 45-55 Yrs 55-65 Yrs 65+

Age %



0



20

40

60

80

100



EDUCATION




HIGHER
EDUCATION





PROFESSIONAL
CERTIFICATION



UG



PG



50%



50%

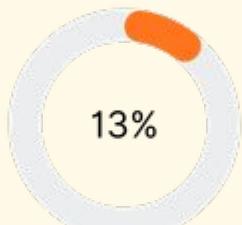
INCOME



<50K (EUR)



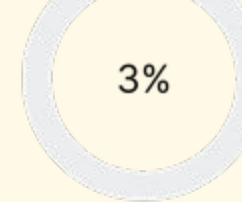
50-100K



100-500K



>500K



18-25 Yrs 25-35 Yrs 35-45 Yrs 45-55 Yrs 55-65 Yrs 65+

Age %



0

20

40

60

80


100

NETHERLANDS

EDUCATION




HIGHER
EDUCATION



34%

PROFESSIONAL
CERTIFICATION




46%

UG




8%

PG



12%



46%



54%

INCOME

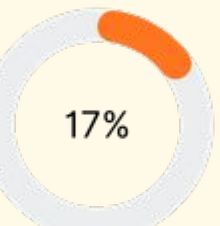


<50K (EUR)



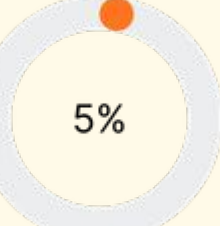
76%

50-100K



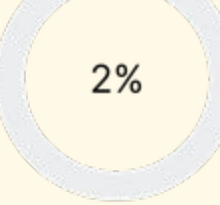
17%

100-300K



5%

>300K





2%

18-25 Yrs 25-35 Yrs 35-45 Yrs 45-55 Yrs 55-65 Yrs 65+

Age %

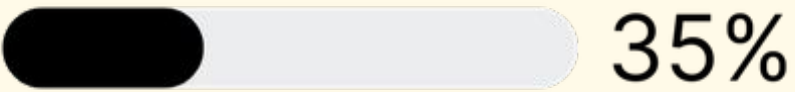





EDUCATION



HIGHER
EDUCATION




PROFESSIONAL
CERTIFICATION



UG



PG



51%



49%

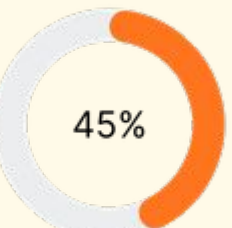
INCOME




<300K (NOK)



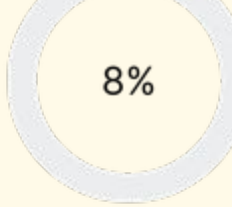
300-500K




500-1M





>1M



18-25 Yrs 25-35 Yrs 35-45 Yrs 45-55 Yrs 55-65 Yrs 65+







EDUCATION




HIGHER
EDUCATION





PROFESSIONAL
CERTIFICATION



UG



PG



46%

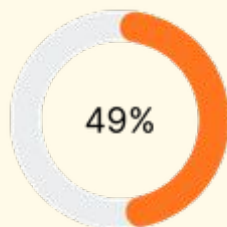


54%

INCOME



<60K (PLN)



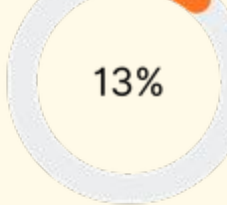
60-100K



100-200K





>200K



18-25 Yrs 25-35 Yrs 35-45 Yrs 45-55 Yrs 55-65 Yrs 65+







EDUCATION



HIGHER
EDUCATION





PROFESSIONAL
CERTIFICATION



UG



PG



45%



55%

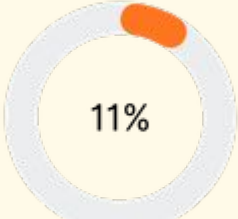
INCOME



<50K (EUR)



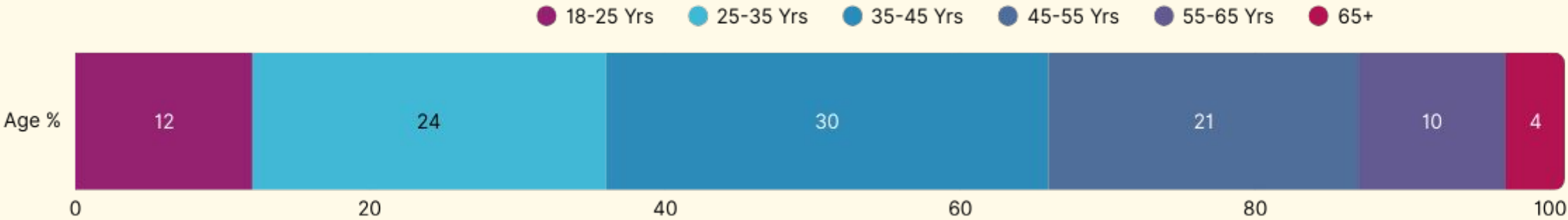
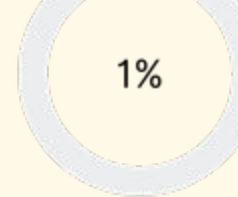
50-100K





100-200K



>200K






EDUCATION




HIGHER
EDUCATION



5%

PROFESSIONAL
CERTIFICATION




30%

UG




49%

PG



16%



45%



55%

INCOME

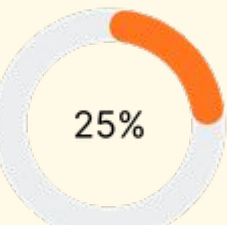


<25K (RON)



40%

25-50K




25%

50-100K



25%

>100K



10%

18-25 Yrs 25-35 Yrs 35-45 Yrs 45-55 Yrs 55-65 Yrs 65+

Age %



0



20

40

60

80


100



EDUCATION



HIGHER
EDUCATION




4%

PROFESSIONAL
CERTIFICATION



60%

UG




35%

PG



1%



40%



60%

INCOME



<10K (EUR)



33%

10-50K



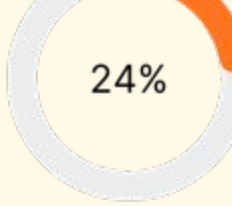
24%

50-70K



19%

>70K



24%

18-25 Yrs 25-35 Yrs 35-45 Yrs 45-55 Yrs 55-65 Yrs 65+




SOUTH AFRICA


EDUCATION




HIGHER
EDUCATION




PROFESSIONAL
CERTIFICATION



UG



PG



42%



58%

INCOME



<50K (ZAR)



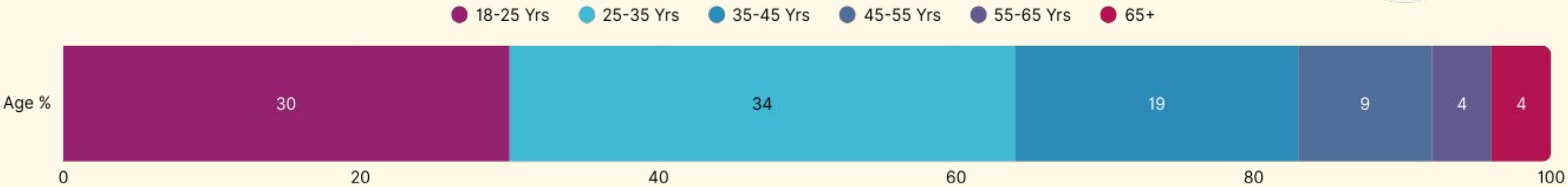
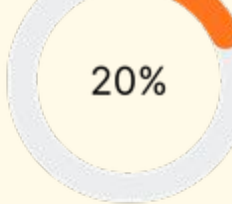
50-100





100-150K



>150K





EDUCATION




HIGHER
EDUCATION



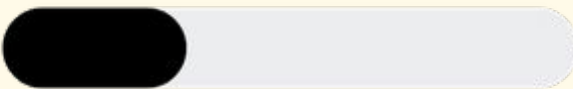
16%

PROFESSIONAL
CERTIFICATION




34%

UG




32%

PG



18%



45%



55%

INCOME



<50K (EUR)



75%

50-100K



11%

100-500K



8%

>500K





6%

18-25 Yrs 25-35 Yrs 35-45 Yrs 45-55 Yrs 55-65 Yrs 65+




SWEDEN




EDUCATION




HIGHER
EDUCATION





PROFESSIONAL
CERTIFICATION



UG



PG



45%



55%

INCOME



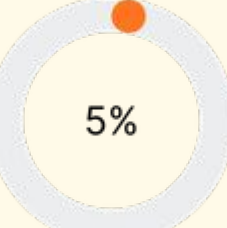
<300K (SEK)



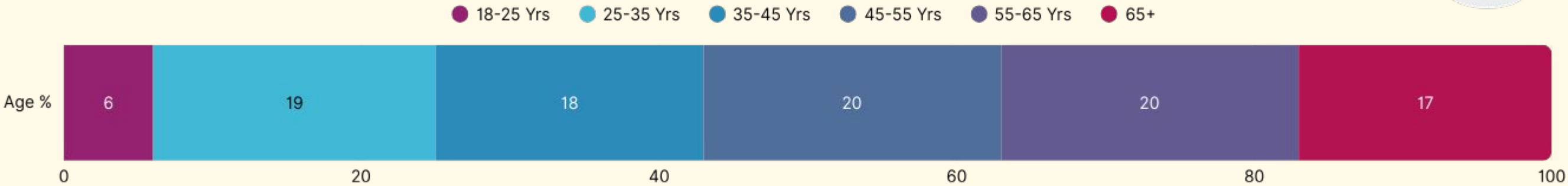
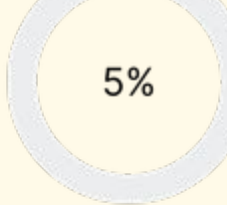
300-500K



500-1M



>1M

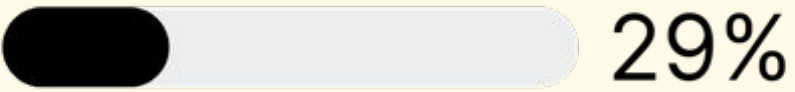


SWITZERLAND

EDUCATION




HIGHER
EDUCATION




PROFESSIONAL
CERTIFICATION



UG



PG



50%

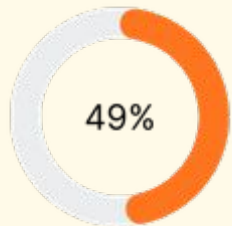


50%

INCOME



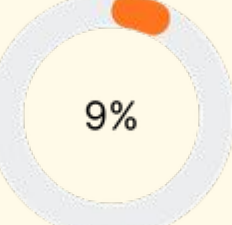
<50K (CHF)



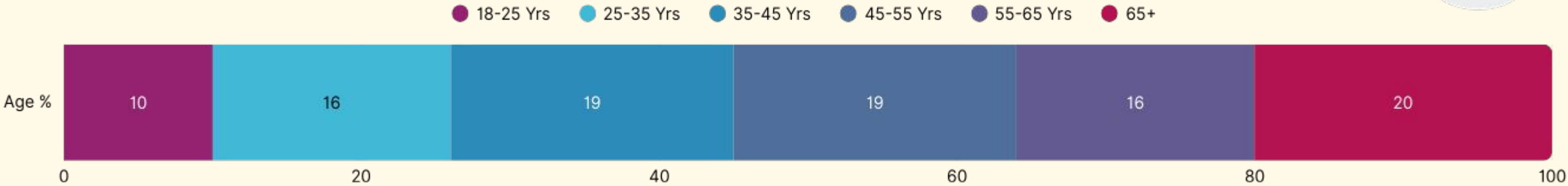
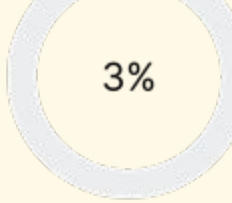
50-200K





200-500K



>500K






EDUCATION



HIGHER
EDUCATION





PROFESSIONAL
CERTIFICATION



UG



PG



57%



43%

INCOME



<50K (TRY)




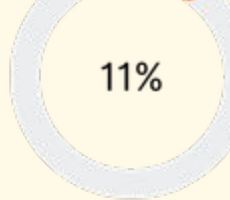
50-100K




100-300K



>300K






EDUCATION




HIGHER
EDUCATION





PROFESSIONAL
CERTIFICATION



UG



PG



46%

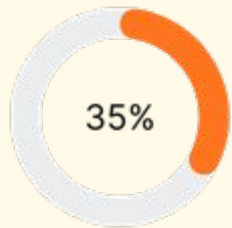


54%

INCOME



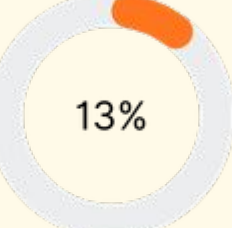
<150K (AED)



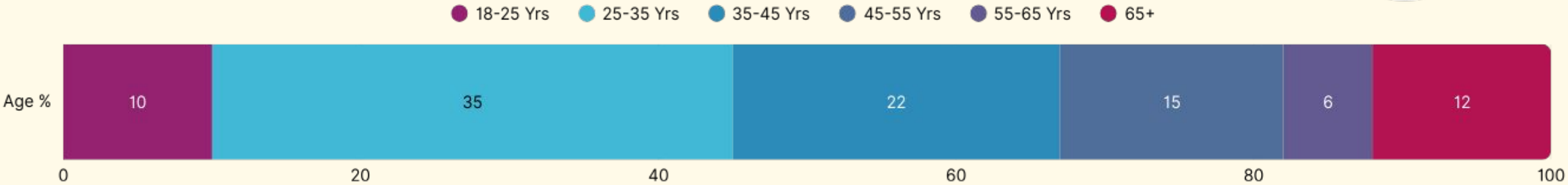
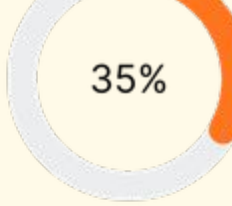
150-300K



300-500K



>500K

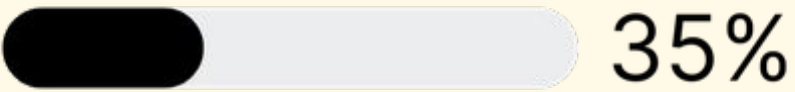


UNITED KINGDOM


EDUCATION




HIGHER
EDUCATION




PROFESSIONAL
CERTIFICATION



UG



PG



49%

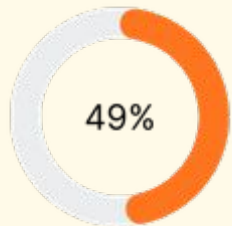


51%

INCOME



<50K (GBP)



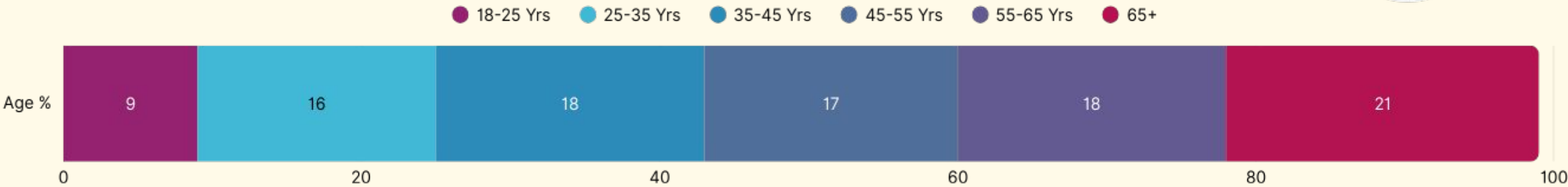
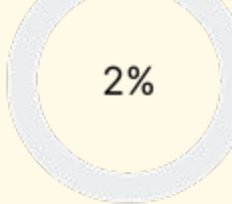
50-150K



150-300K



>500K



Panel Demographics

APAC



AUSTRALIA

EDUCATION



HIGHER
EDUCATION

29%

PROFESSIONAL
CERTIFICATION


34%

UG

20%

PG

17%



46%



54%

INCOME



<50K (AUD)

49%

50-200K

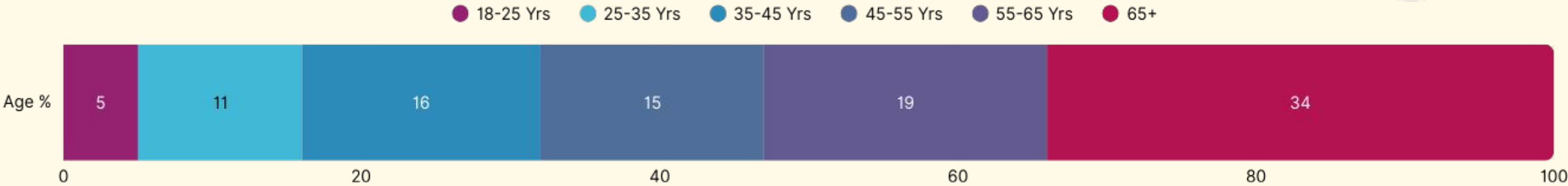
24%

200-500K

22%

>500K


5%




EDUCATION



HIGHER
EDUCATION





PROFESSIONAL
CERTIFICATION



UG



PG



53%

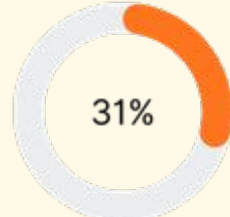


47%

INCOME



<50K (CNY)



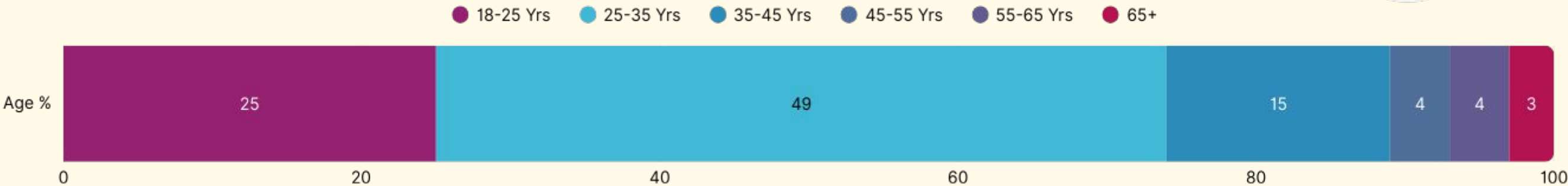
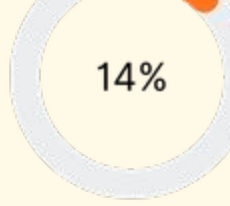
50-200K



200-500K



>500K



HONG KONG

EDUCATION



HIGHER
EDUCATION

20%

PROFESSIONAL
CERTIFICATION


18%

UG

43%

PG

19%



40%



60%

INCOME



<500K (HKD)

55%

500-1M

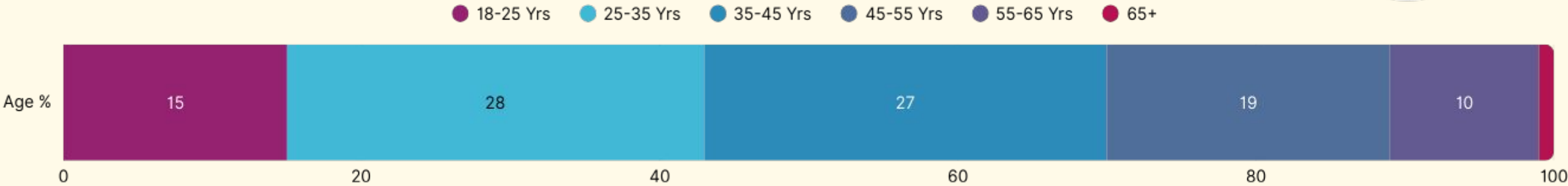
32%

1-2M

11%

>2M

2%



EDUCATION



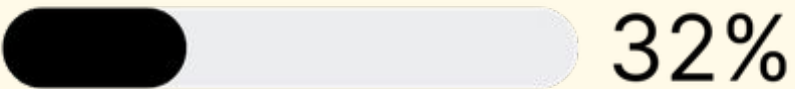
HIGHER
EDUCATION




PROFESSIONAL
CERTIFICATION



UG



PG



50%



50%

INCOME



<500K (INR)




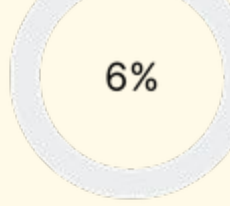
500K-2M



2 M-5M



>5M



JAPAN

EDUCATION



HIGHER
EDUCATION

20%

PROFESSIONAL
CERTIFICATION


30%

UG

43%

PG

7%



60%



40%

INCOME



<5M (JPY)

45%

5-10M

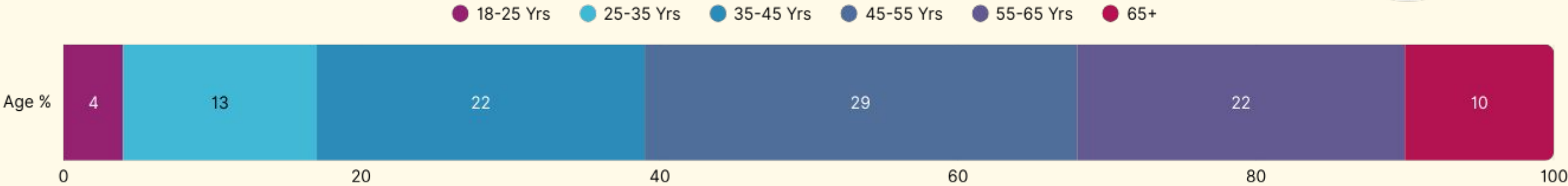
36%



10-13M

12%

>13M

7%

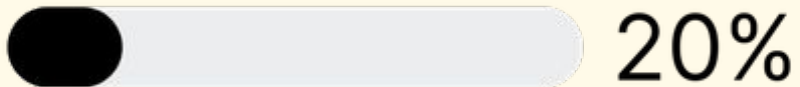





EDUCATION




HIGHER
EDUCATION




PROFESSIONAL
CERTIFICATION



UG



PG



45%

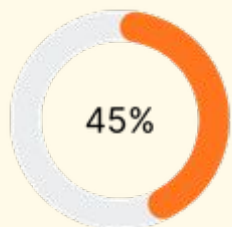


55%

INCOME



<40K (MYR)



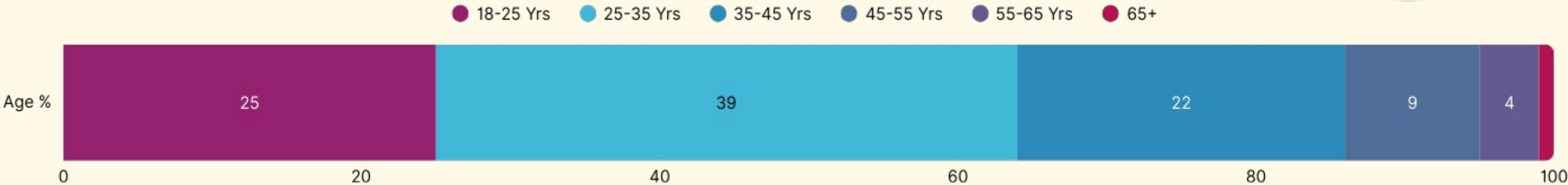
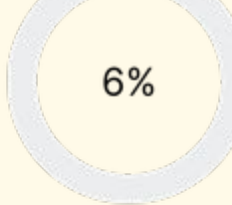
40K - 80K



80-150K



>150K



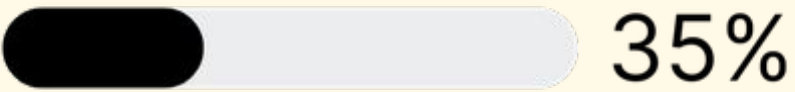
NEW ZEALAND




EDUCATION




HIGHER
EDUCATION




PROFESSIONAL
CERTIFICATION



UG



PG



40%



60%

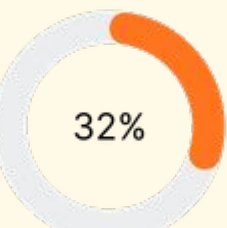
INCOME



<50K (NZD)




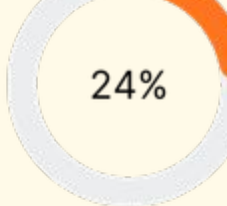
50-150K




150-300K



>300K




PHILIPPINES




EDUCATION




HIGHER
EDUCATION




PROFESSIONAL
CERTIFICATION



UG



PG



30%

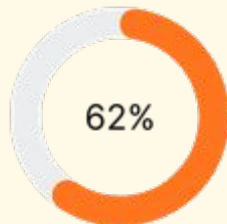


60%

INCOME



<250K (PHP)



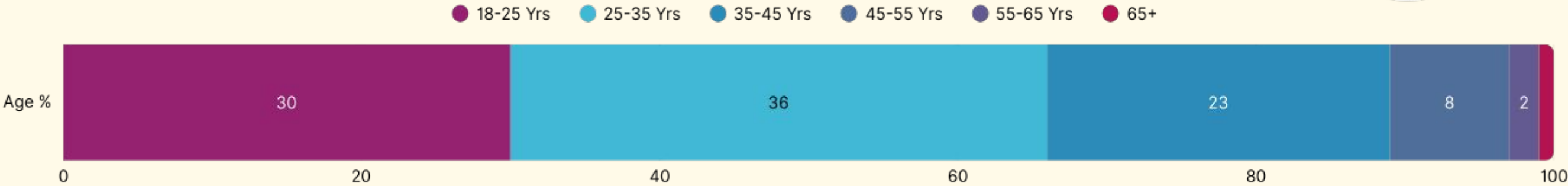
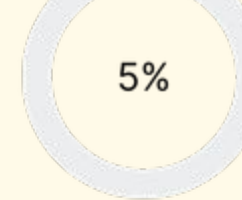
250-600K




600-1M



>1M



SINGAPORE



EDUCATION



HIGHER
EDUCATION

14%

PROFESSIONAL
CERTIFICATION


29%

UG

45%

PG

12%



53%



47%

INCOME



<50K (SGD)

32%

50-150K

32%

150-300K

29%

>300K

6%

18-25 Yrs 25-35 Yrs 35-45 Yrs 45-55 Yrs 55-65 Yrs 65+

Age %

30

36

23

8

2

0

20

40

60

80

100

SOUTH KOREA

EDUCATION



HIGHER
EDUCATION

22%

PROFESSIONAL
CERTIFICATION


6%

UG

60%

PG

7%



50%



50%

INCOME



<40M(KRW)

35%

40-70M

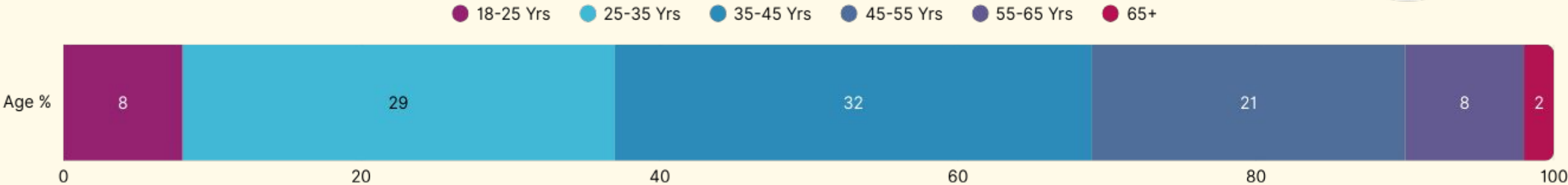
35%

70-100M

26%

>100M

4%



TAIWAN

EDUCATION



HIGHER
EDUCATION

8%

PROFESSIONAL
CERTIFICATION


26%

UG

49%

PG

17%



46%



54%

INCOME



<600K(TWD)

32%

600K-1M

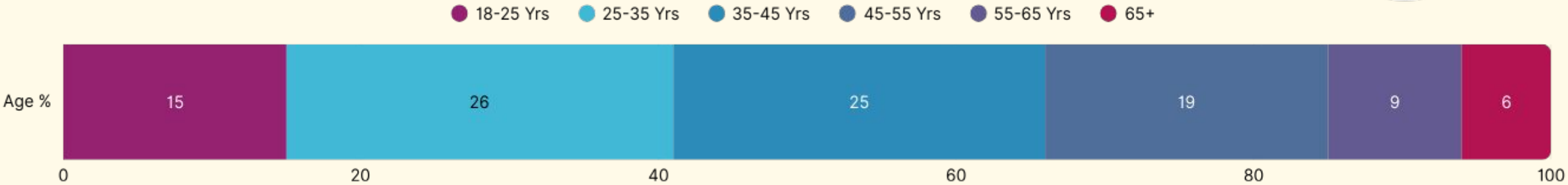
28%


1-2M

26%

>2M

14%

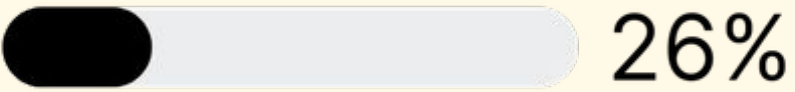





EDUCATION




HIGHER
EDUCATION





PROFESSIONAL
CERTIFICATION



UG



PG



45%



55%

INCOME



<300K(TBH)



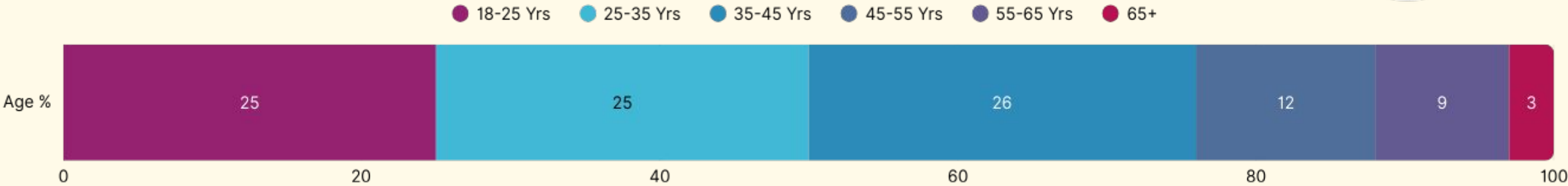
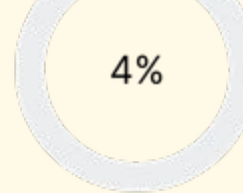
300-800K




800-1.5M



>1.5M







EDUCATION




HIGHER
EDUCATION




PROFESSIONAL
CERTIFICATION



UG



PG



53%

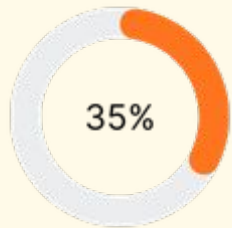


47%

INCOME




<84M (VND)



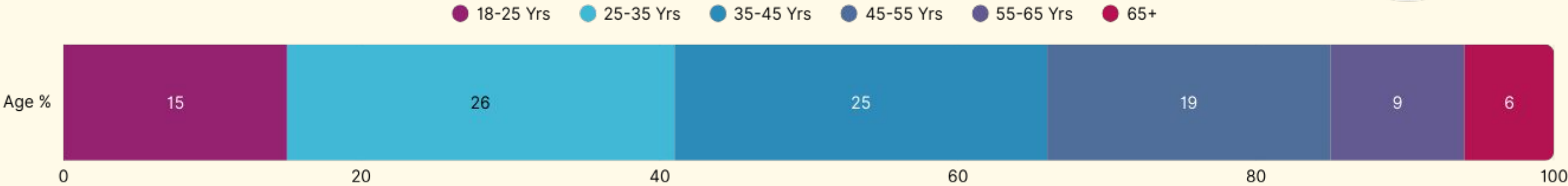
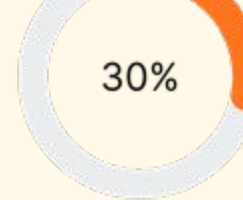
85-150M



150-180M



>180M



Client Success Stories - Testimonials & Impact

“ Insightsutras transformed our market entry strategy with their comprehensive demographic insights. Their panel quality exceeded our expectations.

— Fortune 500 Consumer Goods Company

“ The speed and accuracy of their data collection helped us launch our product 3 months ahead of schedule.

“ — Technology Startup CEO

Their regional expertise in emerging markets gave us the confidence to expand internationally.

— Global Retail Chain



Our Mission

To be your Preferred Partner seeking transformative data analytics, market research, and panel solutions, accelerating your growth through operational excellence and strategic insights.

Whether you need rapid market validation, comprehensive consumer insights, panel supply or ongoing research partnership, Insightsutras delivers the quality, scale, and expertise your business deserves.



Contact us today to discuss your next research project.

panel@Insightsutras.com

www.insightsutras.com

INDIA | USA | UAE